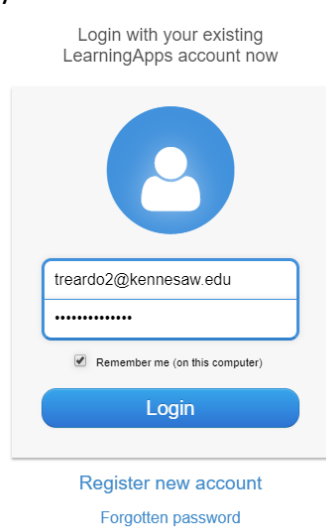


Getting Started with LearningApps

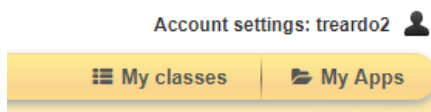
1. Navigate to <https://learningapps.org> using Google Chrome or Mozilla Firefox.
2. In the top right corner, click "Login."




3. In the new window that pops up, you can either log in if you already have an account, or click "Register new account" if you do not. Whichever you choose, log into your account by the end of it.



4. When you are logged in, you should see your user name in the top right corner.



5. Once you are logged in, click "Create App" in the top navigation bar.



6. There are many different types of applications you can create with LearningApps. Feel free to explore them all, but we will only cover some of the more common ones here. If you would like help with one not covered here, please email Tiffani Reardon at treardo2@kennesaw.edu.